

Avenue Neighbourhood House At Eley Inc. (20213)

2019 RTO Performance Summary Report

This report details the 2019 results of the *Student Satisfaction Survey* and from the *Employer Satisfaction Survey*, as well as results from previous years of the surveys (where available). The below overview presents the key Performance Measures across **Student experience**, **Student outcomes**, and **Employer feedback**.

In 2019, 21 students from Avenue Neighbourhood House At Eley Inc. (20213) took part in the survey. This is a response rate of 38.2%. The average response rate for all of Victoria was 35.7%.

Performance measures

This table provides an overview of the 11 performance measures and is followed by a detailed analysis of these results.

	Avenue Neighbourhood House At Eley Inc.			2019 average
	2019	2018	Trend	Victoria
Student experience				
Proportion of VET students who were satisfied with training provided by Avenue Neighbourhood House At Eley Inc.	95.0% ▼	100.0%		77.5%
Proportion of VET students who reported a positive perception of teaching	95.0% ▲	94.1%		68.3%
Proportion of VET students who reported a positive perception of the assessment process	73.7% ▼	87.5%		69.5%
Proportion of VET students who were satisfied with generic skills and learning experiences	42.9% ▼	47.1%		46.8%
Student outcomes				
Proportion of VET students who achieved their main reason for training	76.2% ▼	76.5%		73.5%
Proportion of VET students with an improved employment status after training	21.1% ▼	25.0%		45.2%
Proportion of VET students who went on to further study at a higher level than their completed training	7.1% ▲	0.0%		19.9%
Proportion of VET students who would recommend Avenue Neighbourhood House At Eley Inc.	89.5% ▼	100.0%		76.0%
Employer feedback				
Proportion of employers who were satisfied with training provided by Avenue Neighbourhood House At Eley Inc.	%	%		78.5%
Proportion of employers who would recommend Avenue Neighbourhood House At Eley Inc.	%	%		73.6%
Proportion of employers who reported improvement in the generic skills of their apprentices and trainees	%	%		59.5%

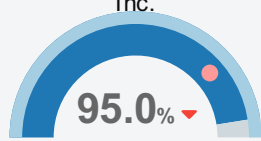
▲ Higher than previous year ▼ Lower than previous year

Student experience summary

Legend

Avenue Neighbourhood House At Eley Inc. ■ 2019 ■ 2018 ● 2019 Victorian average ▲ Higher than previous year ▼ Lower than previous year

Proportion of VET students who were **satisfied with training** provided by Avenue Neighbourhood House At Eley Inc.

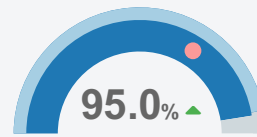


2019 n = 20

This measure is based on the proportion of students who reported that they were "Very satisfied" or "Satisfied" with training provided by the RTO, exclusive of missing items and 'not applicable' responses.

	2017	2018	2019
Overall, how satisfied are you with your training?	100.0	100.0	95.0 ▼

Proportion of VET students who reported a **positive perception of teaching**

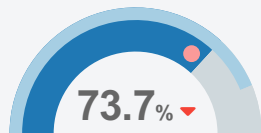


2019 n = 20

This measure is based on the proportion of students who reported that they were "Very satisfied" or "Satisfied" with all three components of the question, exclusive of missing items and "Not applicable" responses.

	2017	2018	2019
Clearly taught the subject	93.8	100.0 ▲	95.0 ▼
Understood your learning needs	93.8	100.0 ▲	95.0 ▼
Had current industry experience	87.5	92.9 ▲	100.0 ▲

Proportion of VET students who reported a **positive perception of the assessment process**

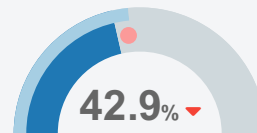


2019 n = 19

This measure is based on the proportion of students who reported that they were "Very satisfied" or "Satisfied" with all three components of the question, exclusive of missing items and "Not applicable" responses.

	2017	2018	2019
Clearly outlined to you	93.8	87.5 ▼	73.7 ▼
Appropriate for your studies	86.7	93.3 ▲	84.2 ▼
Carried out as outlined to you	100.0	93.3 ▼	83.3 ▼

Proportion of VET students who were satisfied with **generic skills and learning experiences**



2019 n = 21

This measure is based on the proportion of students who reported that they were "Very satisfied" or "Satisfied" with all six components of the question, exclusive of missing items and "Not applicable" responses.

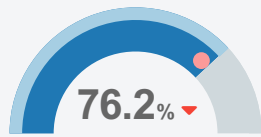
	2017	2018	2019
English writing skills	88.2	94.1 ▲	78.9 ▼
Numerical skills	87.5	100.0 ▲	75.0 ▼
Problem solving skills	93.3	87.5 ▼	65.0 ▼
Team working skills	87.5	93.8 ▲	76.2 ▼
Self-confidence	93.8	93.8	81.0 ▼
Career outlook	75.0	41.7 ▼	42.9 ▲

Student outcomes summary

Legend

Avenue Neighbourhood House At Eley Inc. ■ 2019 ■ 2018 ● 2019 Victorian average ▲ Higher than previous year ▼ Lower than previous year

Proportion of VET students who **achieved their main reason for training**

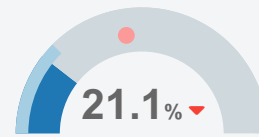


2019 n = 21

This measure is based on the proportion of students who reported they “Strongly Agree” or “Agree” that they achieved their main reason for undertaking training.

	2017	2018	2019
You achieved your main reason for doing the course	82.4	76.5 ▼	76.2 ▼

Proportion of VET students with an **improved employment status after training**



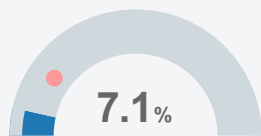
2019 n = 19

This measure is based on student responses to nine questions. Students had an “improved employment status after training” if they were employed before training and afterwards had greater responsibility, a promotion, started a new role, earned more, worked more hours, gained extra skills, completed an apprenticeship/traineeship or set up a business. For those that were unemployed, they had “improved employment status” if they got a job or set up a business.

The methodology used to construct this measure was changed in 2018. So, the results for 2017 have not been displayed.

	2017	2018	2019
Proportion of VET students with an improved employment status after training	-	25.0	21.1 ▼

Proportion of VET students who went on to **further study at a higher level** than their completed training

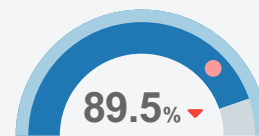


2019 n = 14

Students that commenced another course or further study were asked about the level of the new course. This measure is based on the proportion of students who reported that they were going onto further study at a higher level than the course recorded in their administrative data.

	2017	2018	2019
Proportion of VET students who went on to further study at a higher level than their completed training	14.3	0.0 ▼	7.1 ▲

Proportion of VET students who would **recommend** Avenue Neighbourhood House At Eley Inc.



2019 n = 19

This measure is based on the proportion of students who reported that they were “Very likely” or “Likely” to recommend the RTO to other students.

	2017	2018	2019
How likely would you be to recommend this training organisation to other students?	93.8	100.0 ▲	89.5 ▼

Employer feedback summary

Results from the *Employer Satisfaction Survey* will only be shown where there are five or more employers of apprentices or trainees who responded to the survey.

Legend

Avenue Neighbourhood House At Eley Inc. ■ 2019 ■ 2018 ● 2019 Victorian average ▲ Higher than previous year ▼ Lower than previous year

Proportion of employers who were **satisfied with training** provided by Avenue Neighbourhood House At Eley Inc.

No information to display - low response rate or not applicable

Proportion of employers who would **recommend** Avenue Neighbourhood House At Eley Inc.

No information to display - low response rate or not applicable

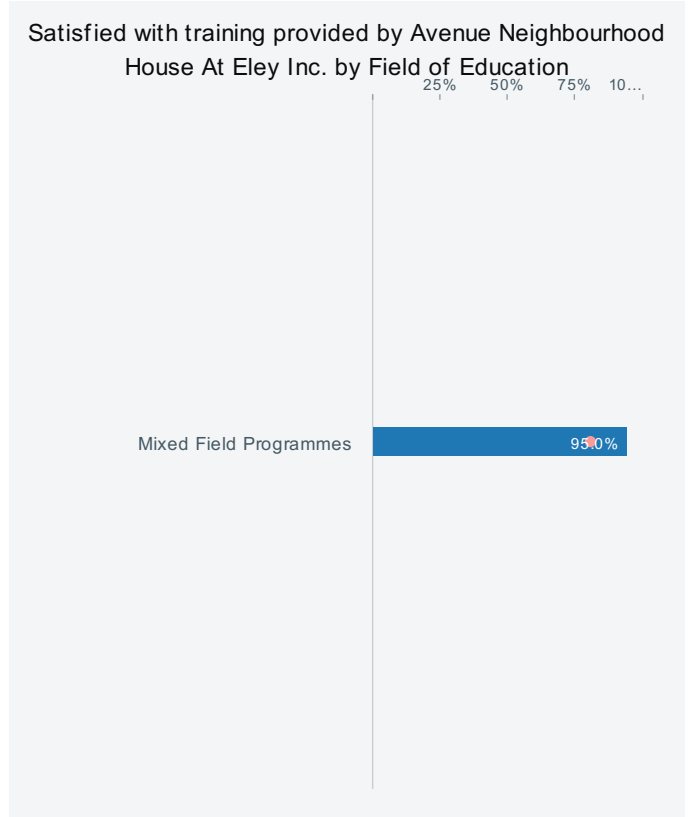
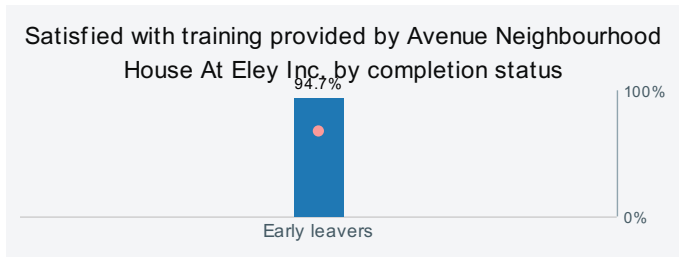
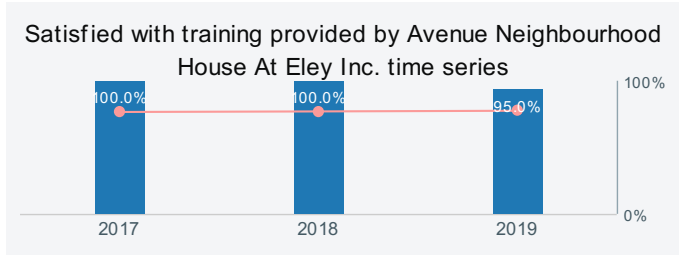
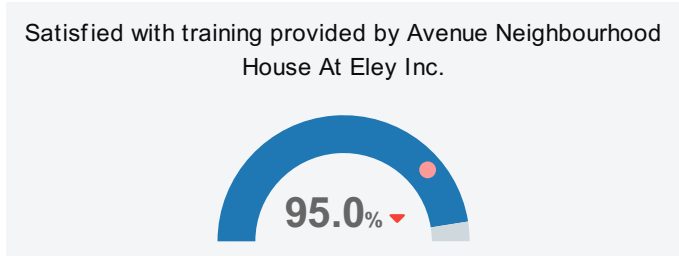
Proportion of employers who reported improvement in the **generic skills** of their apprentices and trainees

No information to display - low response rate or not applicable

Student experience

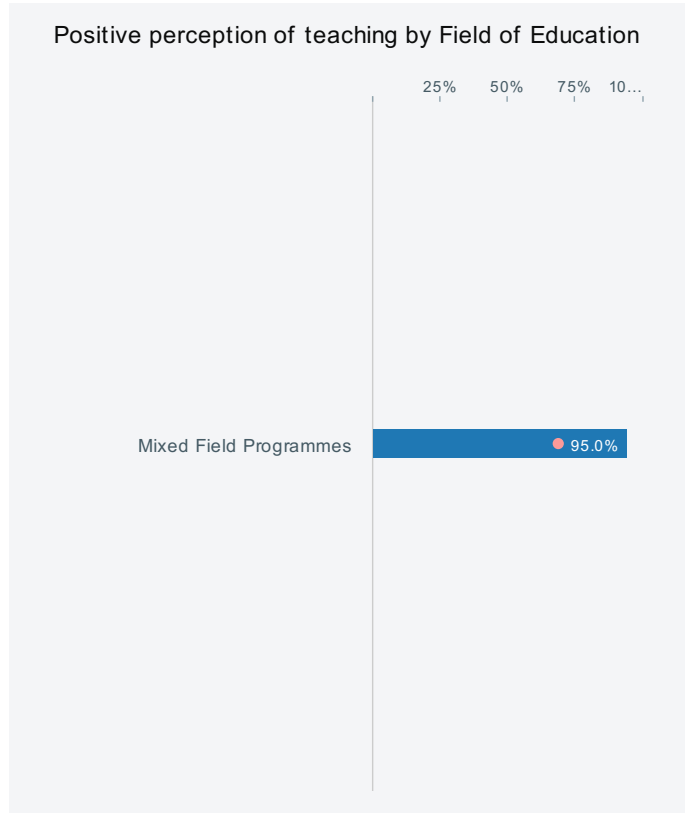
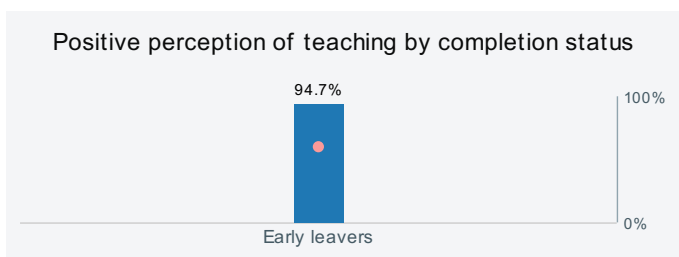
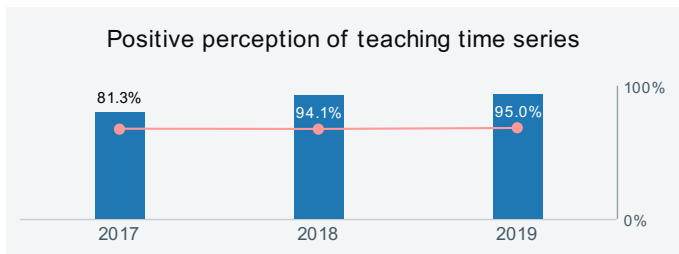
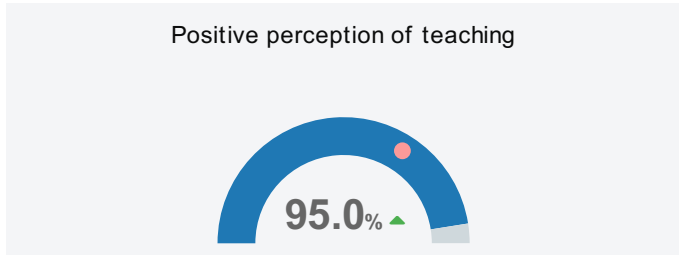
Proportion of VET students who were satisfied with training provided by Avenue Neighbourhood House At Eley Inc.

Avenue Neighbourhood House At Eley Inc. ■ 2019 ● 2019 Victorian average ▲ Higher than previous year ▼ Lower than previous year



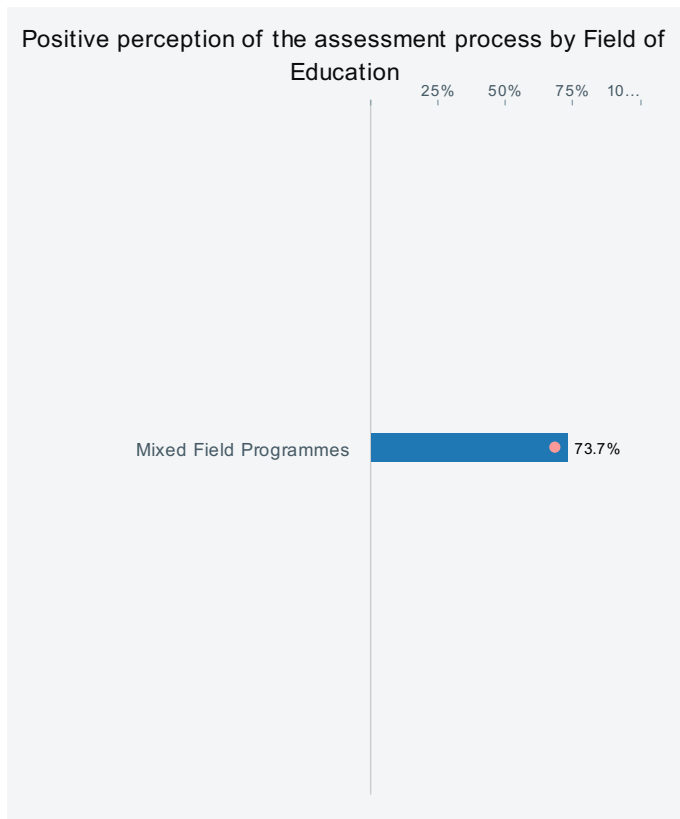
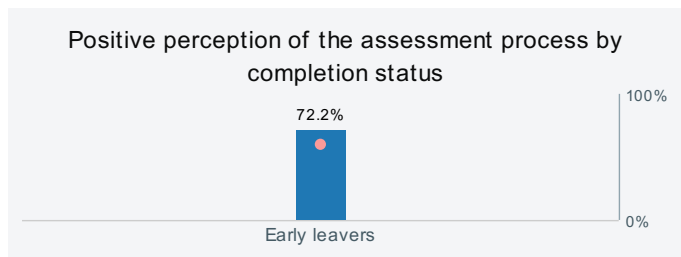
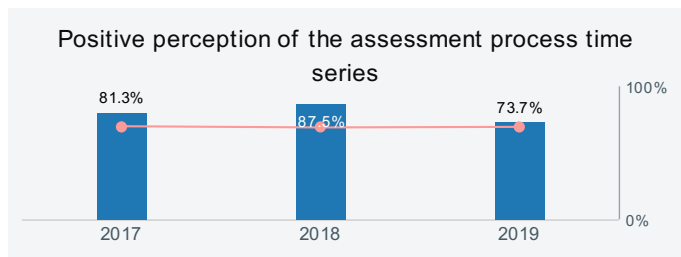
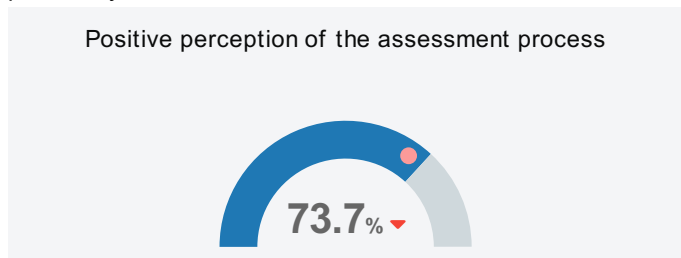
Proportion of VET students who reported a positive perception of teaching

Avenue Neighbourhood House At Eley Inc. ■ 2019 ● 2019 Victorian average ▲ Higher than previous year ▼ Lower than previous year



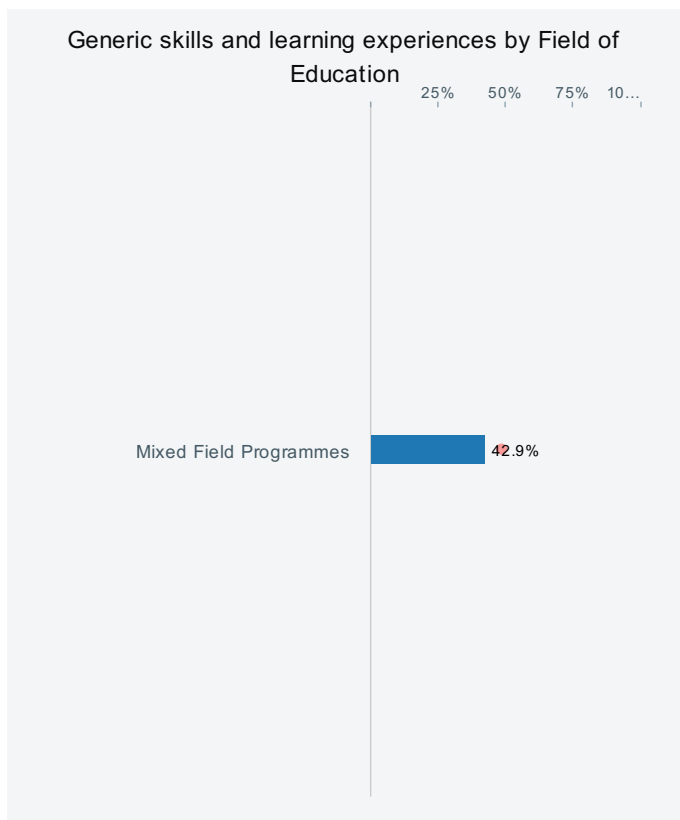
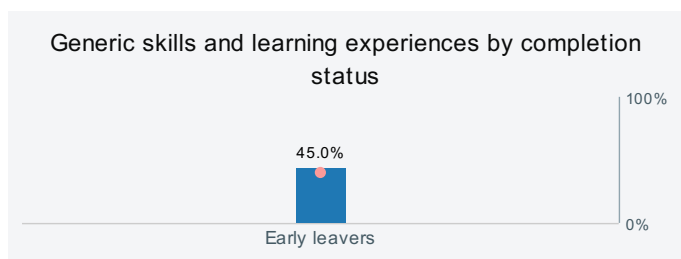
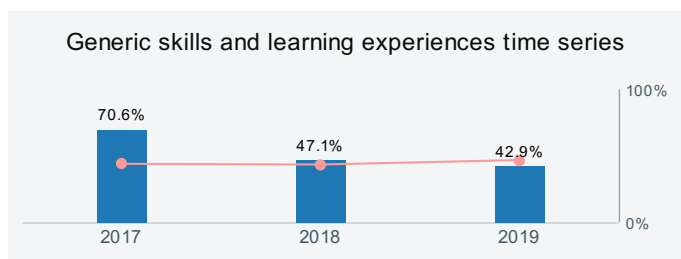
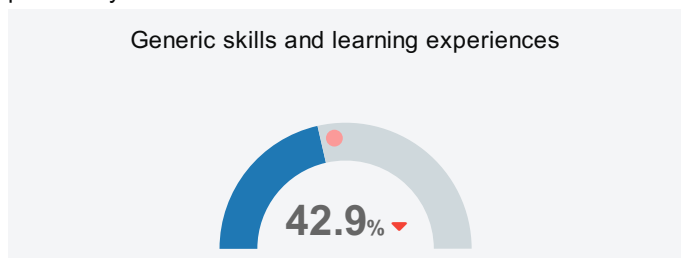
Proportion of VET students who reported a positive perception of the assessment process

Avenue Neighbourhood House At Eley Inc. ■ 2019 ● 2019 Victorian average ▲ Higher than previous year ▼ Lower than previous year



Proportion of VET students who were satisfied with generic skills and learning experiences

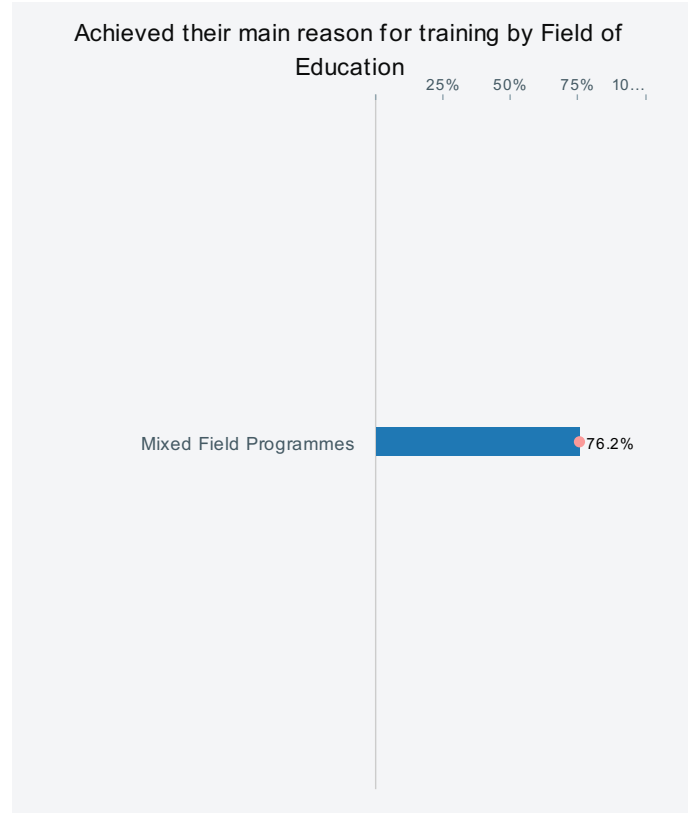
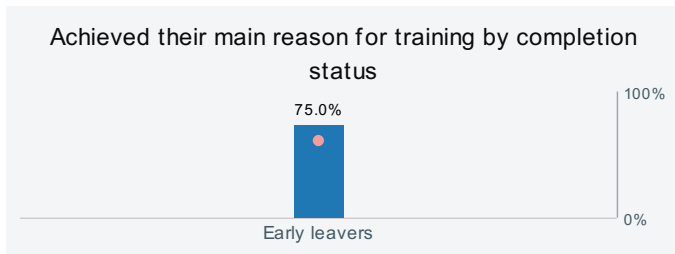
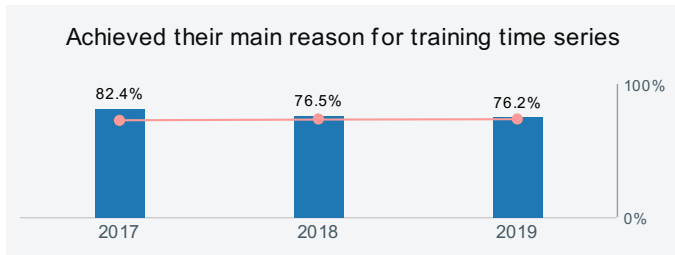
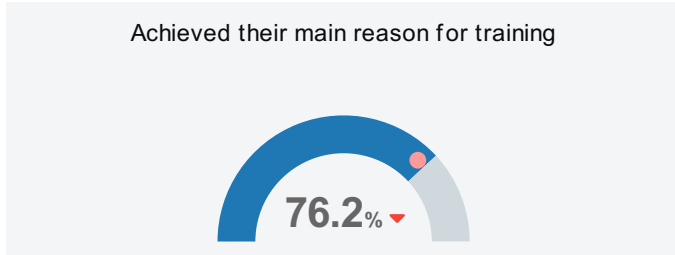
Avenue Neighbourhood House At Eley Inc. ■ 2019 ● 2019 Victorian average ▲ Higher than previous year ▼ Lower than previous year



Student outcomes

Proportion of VET students who achieved their main reason for training

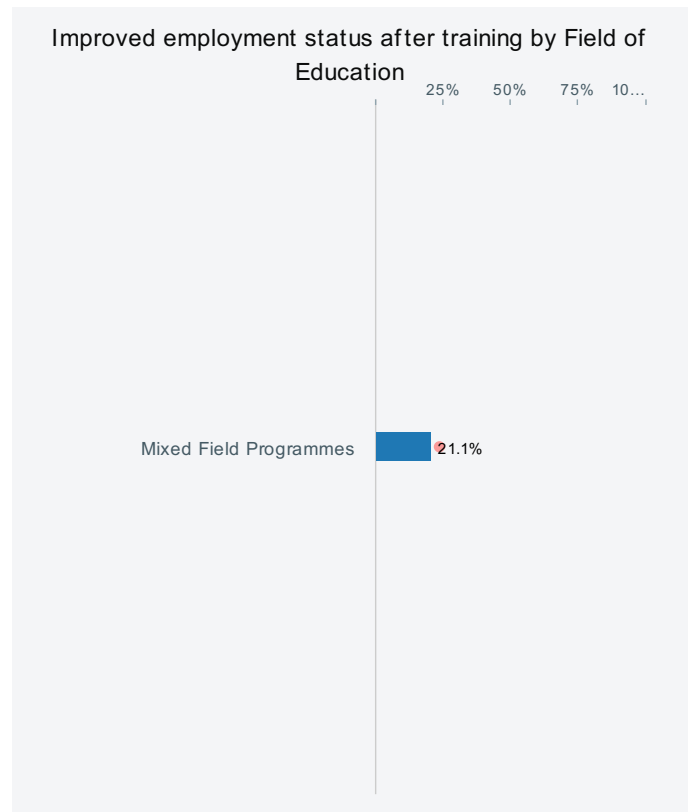
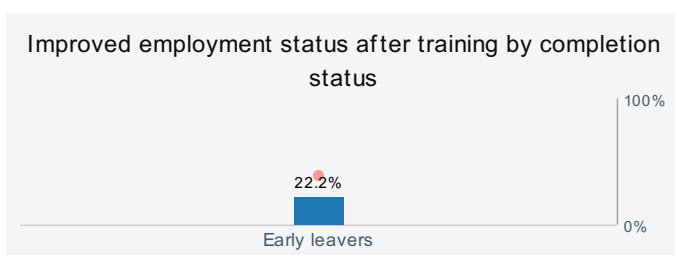
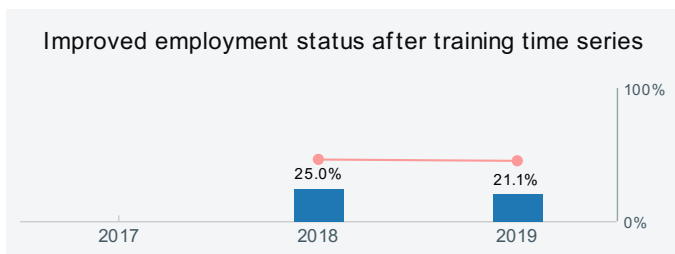
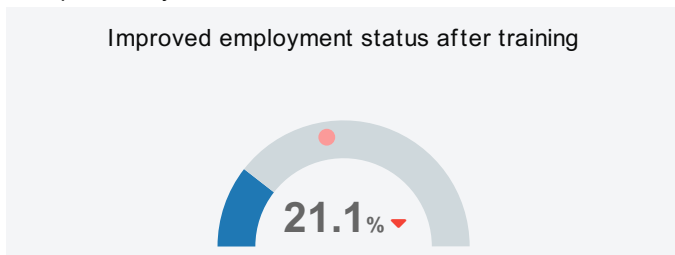
Avenue Neighbourhood House At Eley Inc. ■ 2019 ● 2019 Victorian average ▲ Higher than previous year ▼ Lower than previous year



Proportion of VET students with an improved employment status after training

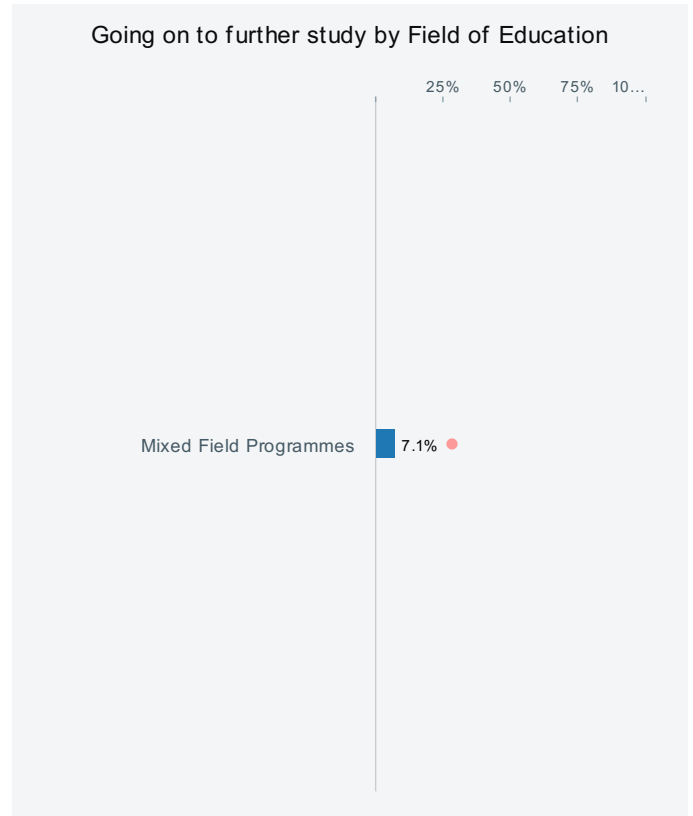
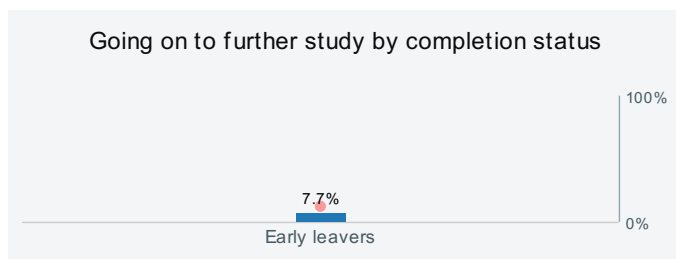
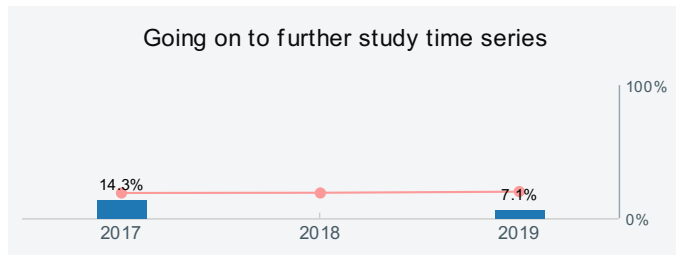
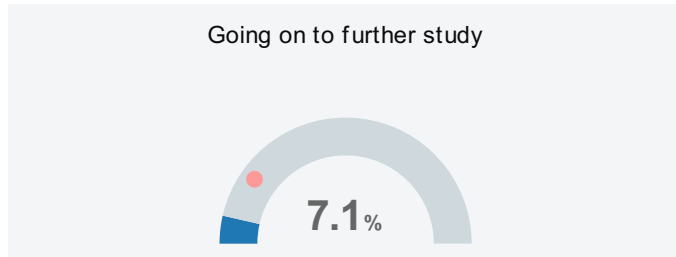
The methodology used to construct this measure was changed in 2018. So, the results for 2017 have not been displayed.

Avenue Neighbourhood House At Eley Inc. ■ 2019 ● 2019 Victorian average ▲ Higher than previous year ▼ Lower than previous year



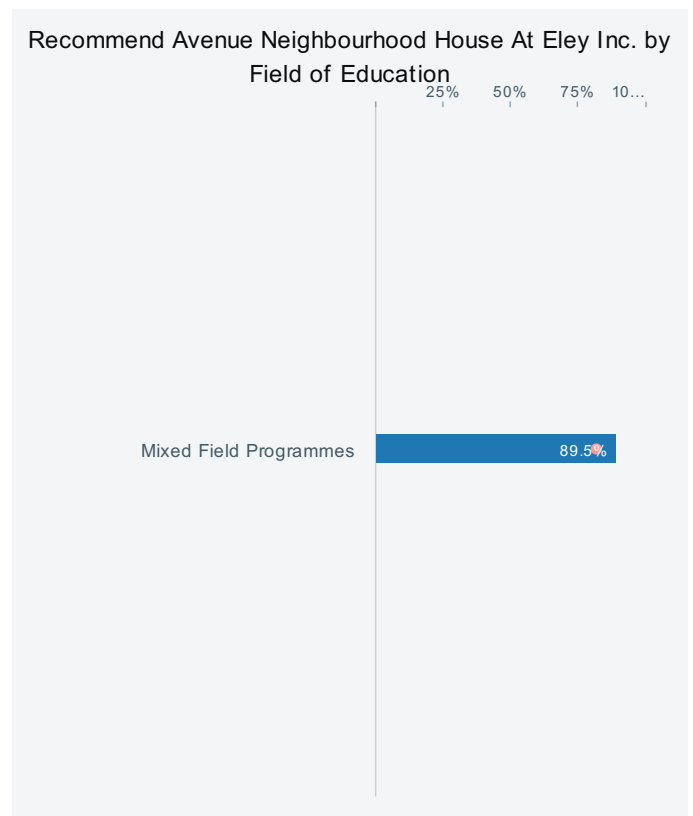
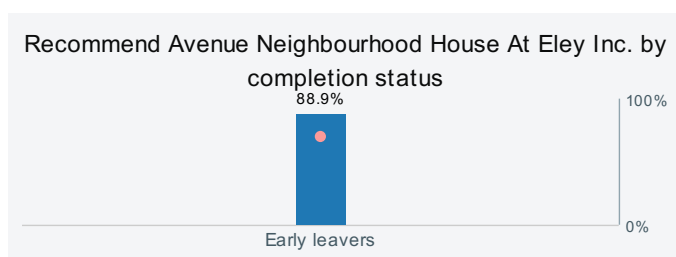
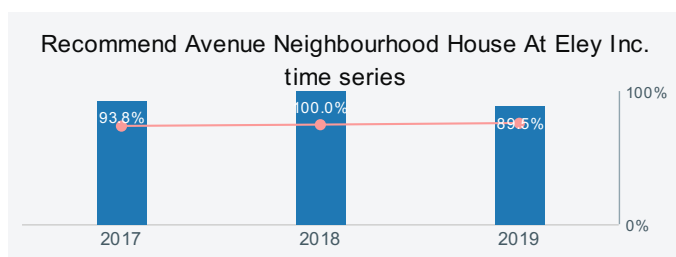
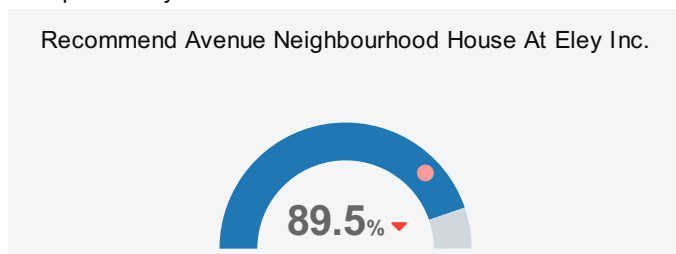
Proportion of VET students who went on to further study at a higher level than their completed training

Avenue Neighbourhood House At Eley Inc. ■ 2019 ● 2019 Victorian average ▲ Higher than previous year ▼ Lower than previous year



Proportion of VET students who would recommend Avenue Neighbourhood House At Eley Inc.

Avenue Neighbourhood House At Eley Inc. ■ 2019 ● 2019 Victorian average ▲ Higher than previous year ▼ Lower than previous year



Employer feedback

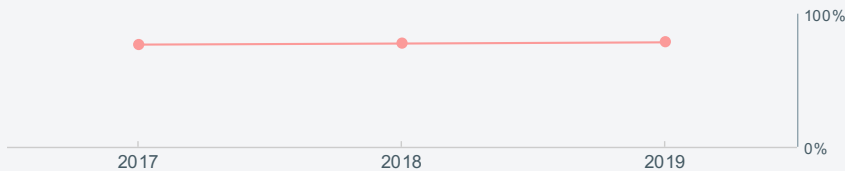
Proportion of employers who were satisfied with training provided by Avenue Neighbourhood House At Eley Inc.

Avenue Neighbourhood House At Eley Inc. ■ 2019 ● 2019 Victorian average ▲ Higher than previous year ▼ Lower than previous year

Satisfied with training provided by Avenue Neighbourhood House At Eley Inc.

No information to display - low response rate or not applicable

Satisfied with training provided by Avenue Neighbourhood House At Eley Inc. time series



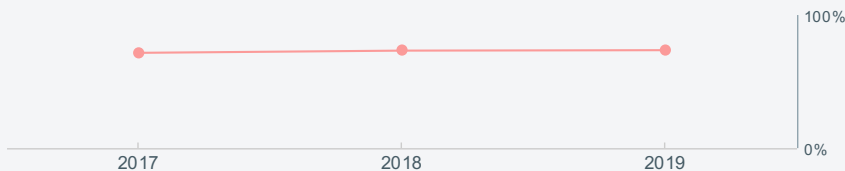
Proportion of employers who would recommend Avenue Neighbourhood House At Eley Inc.

Avenue Neighbourhood House At Eley Inc. ■ 2019 ● 2019 Victorian average ▲ Higher than previous year ▼ Lower than previous year

Would recommend Avenue Neighbourhood House At Eley Inc.

No information to display - low response rate or not applicable

Would recommend Avenue Neighbourhood House At Eley Inc. time series



Proportion of employers who reported improvement in the generic skills of their apprentices and trainees

The methodology used to construct this measure was changed for the 2017 survey. So, the 2016 results are not directly comparable to the results from 2017 onwards.

Avenue Neighbourhood House At Eley Inc. ■ 2019 ● 2019 Victorian average ▲ Higher than previous year ▼ Lower than previous year

Improvement in generic skills

No information to display - low response rate or not applicable

Improvement in generic skills time series

