

Avenue Neighbourhood House At Eley Inc. (20213)

2022 RTO Performance Summary Report

This report details the **2022** results of the *Student Satisfaction Survey* and from the *Employer Satisfaction Survey*, as well as results from previous years of the surveys (where available). The below overview presents the key Performance Measures across **Student experience**, **Student outcomes**, and **Employer feedback**.

Student Satisfaction Survey









- In 2022, almost 62,000 Victorian students across more than 280 Registered Training Organisations (RTOs) participated in the survey. The state-level response rate for Victoria was 38.6%
- In 2022, around 37,200 respondents had completed their training (completers) and around 24,700 left training without completing (early leavers).
- A total of 32 students from Avenue Neighbourhood House At Eley Inc. (20213) participated in the 2022 Student Satisfaction Survey. This is a response rate of 53.3%.
- In 2022, 11 respondents were completers and 21 were early leavers.

Employer Satisfaction Survey

- In 2022, over 8,000 employers of apprentice(s) and trainee(s), took part in the survey. The state-level response rate for Victoria was 37.1%
- A total of 0 employers of apprentice(s) and/or trainee(s) who either completed their training or were still in training at Avenue Neighbourhood House At Eley Inc. (20213) participated in the 2022 Employer Satisfaction Survey. This is a response rate of 0.0%.

Performance measures

This table provides an overview of the 11 performance measures and is followed by a detailed analysis of these results.

	Avenue Neighbourhood House At Eley Inc.			2022 average
	2022	2021	Trend	Victoria
Student experience				
Proportion of VET students who were satisfied with training provided by Avenue Neighbourhood House At Eley Inc.	100.0% ▲	96.4%		78.3%
Proportion of VET students who reported a positive perception of teaching	93.5% ▲	80.0%		73.3%
Proportion of VET students who reported a positive perception of the assessment process	90.3% ▲	75.9%		72.0%
Proportion of VET students who were satisfied with generic skills and learning experiences	67.7% ▲	51.6%		53.4%
Student outcomes				
Proportion of VET students who achieved their main reason for training	81.3% ▼	81.8%		75.2%
Proportion of VET students with an improved employment status after training	11.5% ▼	12.0%		57.0%
Proportion of VET students who went on to further study at a higher level than their completed training	4.0% ▼	13.0%		15.5%
Proportion of VET students who would recommend Avenue Neighbourhood House At Eley Inc.	96.8% ▲	96.4%		77.2%
Employer feedback				
Proportion of employers who were satisfied with training provided by Avenue Neighbourhood House At Eley Inc.	%	%		77.1%
Proportion of employers who would recommend Avenue Neighbourhood House At Eley Inc.	%	%		74.2%
Proportion of employers who reported improvement in the technical/job specific skills of their apprentices and trainees	%	%		76.8%

▲ Higher than previous year ▼ Lower than previous year

Student experience summary

Legend

Avenue Neighbourhood House At Eley Inc. ■ 2022 ■ 2021 ● 2022 Victorian average ▲ Higher than previous year ▼ Lower than previous year

Proportion of VET students who were **satisfied with training** provided by Avenue Neighbourhood House At Eley Inc.

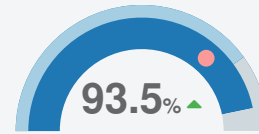


2022 n = 31

This measure is based on the proportion of students who reported that they were "Very satisfied" or "Satisfied" with training provided by the RTO, exclusive of missing items and 'not applicable' responses.

	2020	2021	2022
Overall, how satisfied were you with your training at your training organisation?	89.7	96.4 ▲	100.0 ▲

Proportion of VET students who reported a **positive perception of teaching**

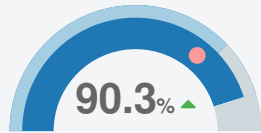


2022 n = 31

This measure is based on the proportion of students who reported that they were "Very satisfied" or "Satisfied" with **all** three components of the question, exclusive of missing items and "Not applicable" responses.

	2020	2021	2022
Clearly taught the subject	93.1	93.3 ▲	96.8 ▲
Understood your learning needs	89.7	86.7 ▼	100.0 ▲
Had current industry experience	96.0	81.0 ▼	92.3 ▲

Proportion of VET students who reported a **positive perception of the assessment process**

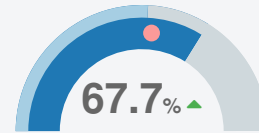


2022 n = 31

This measure is based on the proportion of students who reported that they were "Very satisfied" or "Satisfied" with **all** three components of the question, exclusive of missing items and "Not applicable" responses.

	2020	2021	2022
Clearly outlined to you	88.5	82.8 ▼	96.7 ▲
Appropriate for your studies	88.5	79.3 ▼	93.5 ▲
Carried out as outlined to you	88.0	82.8 ▼	93.3 ▲

Proportion of VET students who were satisfied with **generic skills and learning experiences**



2022 n = 31

This measure is based on the proportion of students who reported that they were "Very satisfied" or "Satisfied" with **all** five components of the question, exclusive of missing items and "Not applicable" responses.

The methodology used to construct this measure was changed in 2021. To allow for comparison, the historical time-series have been revised to be consistent with the 2021 methodology. Consequently, the 2020 results differ to the those reported in the 2020 release of VETStat.

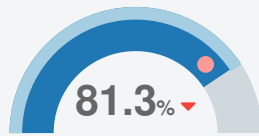
	2020	2021	2022
English writing skills	85.7	80.0 ▼	79.3 ▼
Numerical skills	79.3	80.0 ▲	83.3 ▲
Problem solving skills	82.8	80.0 ▼	71.0 ▼
Team working skills	89.3	76.7 ▼	90.0 ▲
Self-confidence	89.7	90.3 ▲	96.8 ▲

Student outcomes summary

Legend

Avenue Neighbourhood House At Eley Inc. ■ 2022 ■ 2021 ● 2022 Victorian average ▲ Higher than previous year ▼ Lower than previous year

Proportion of VET students who **achieved their main reason for training**

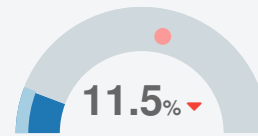


2022 n = 32

This measure is based on the proportion of students who reported they “Strongly Agree” or “Agree” that they achieved their main reason for undertaking training.

	2020	2021	2022
You achieved your main reason for doing the course	90.0	81.8 ▼	81.3 ▼

Proportion of VET students with an **improved employment status after training**



2022 n = 26

This measure is based on student responses to seven questions. Students had an “improved employment status after training” if they were employed before training and afterwards had greater responsibility, a promotion, started a new role, earned more, worked more hours, gained extra skills, completed an apprenticeship/traineeship or set up a business. For those who were unemployed, they had “improved employment status” if they got a job or set up a business.

	2020	2021	2022
Proportion of VET students with an improved employment status after training	21.7	12.0 ▼	11.5 ▼

Proportion of VET students who went on to **further study at a higher level** than their completed training

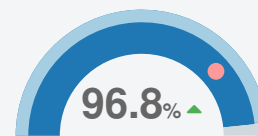


2022 n = 25

Students who commenced another course or further study were asked about the level of the new course. This measure is based on the proportion of students who reported that they were going onto further study at a higher level than the course recorded in their administrative data.

	2020	2021	2022
Proportion of VET students who went on to further study at a higher level than their completed training	4.3	13.0 ▲	4.0 ▼

Proportion of VET students who would **recommend** Avenue Neighbourhood House At Eley Inc.



2022 n = 31

This measure is based on the proportion of students who reported that they were “Very likely” or “Likely” to recommend the RTO to other students.

	2020	2021	2022
How likely would you be to recommend the training organisation to other students?	89.3	96.4 ▲	96.8 ▲

Employer feedback summary

Results from the *Employer Satisfaction Survey* will only be shown where there are five or more employers of apprentices or trainees who responded to the survey.

Legend

Avenue Neighbourhood House At Eley Inc. ■ 2022 ■ 2021 ● 2022 Victorian average ▲ Higher than previous year ▼ Lower than previous year

Proportion of employers who were **satisfied with training** provided by Avenue Neighbourhood House At Eley Inc.

Not available in 2022

Proportion of employers who would **recommend** Avenue Neighbourhood House At Eley Inc.

Not available in 2022

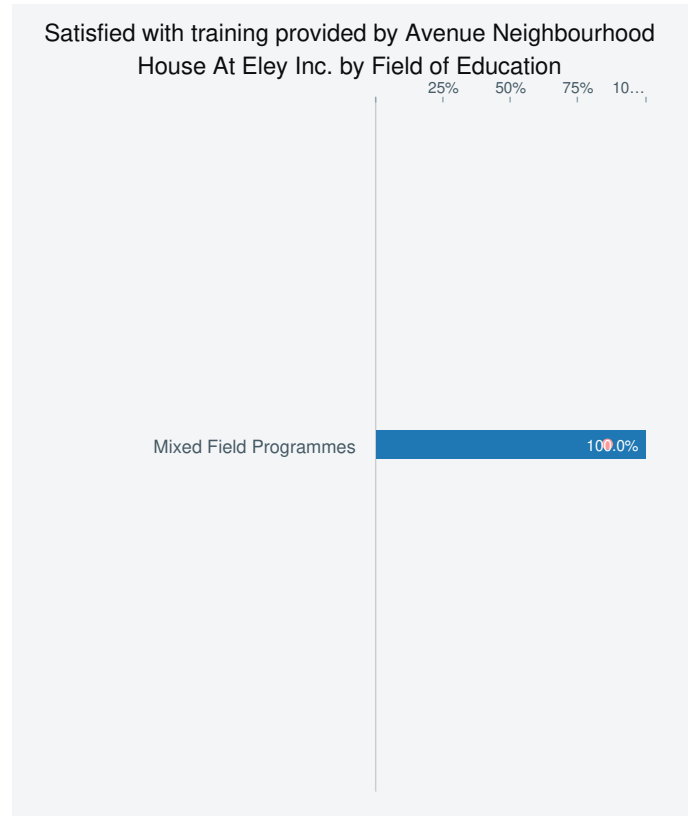
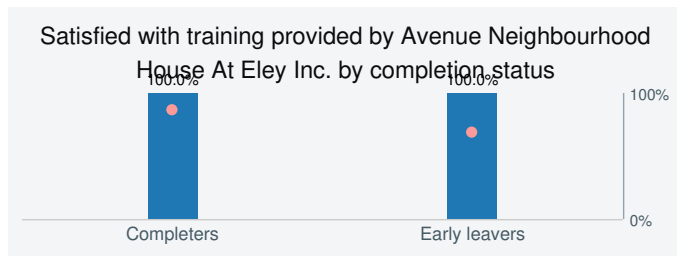
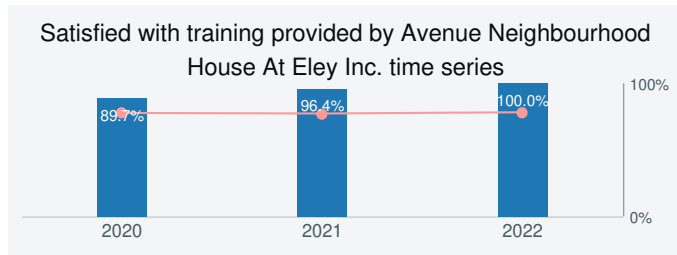
Proportion of employers who reported improvement in the **technical/job specific skills** of their apprentices and trainees

Not available in 2022

Student experience

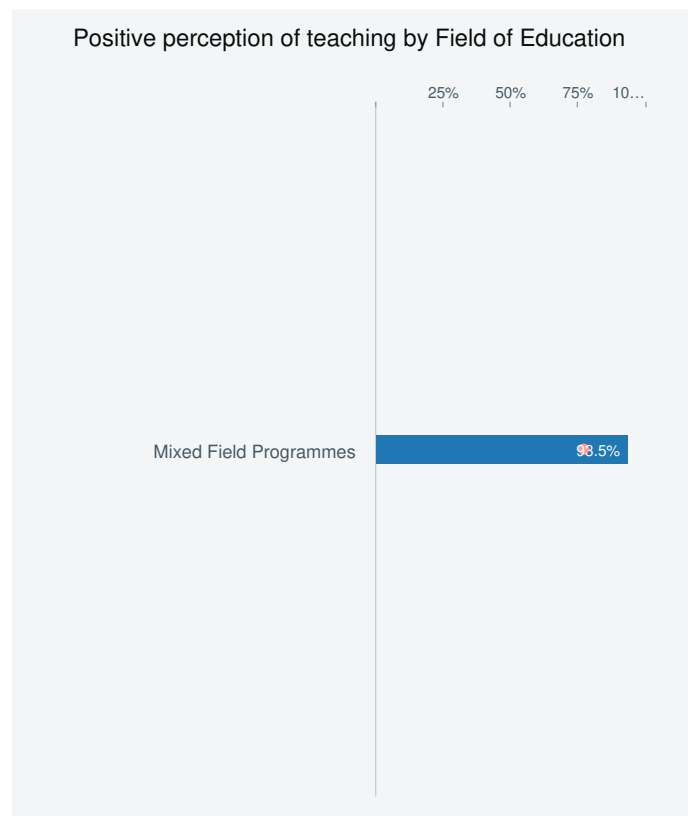
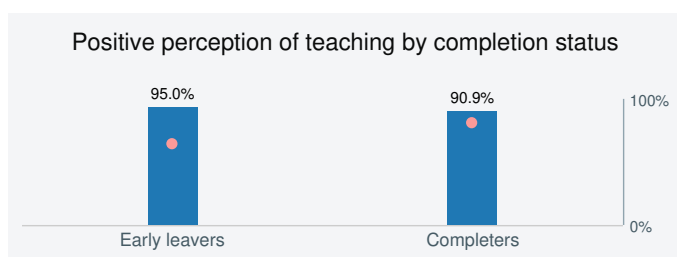
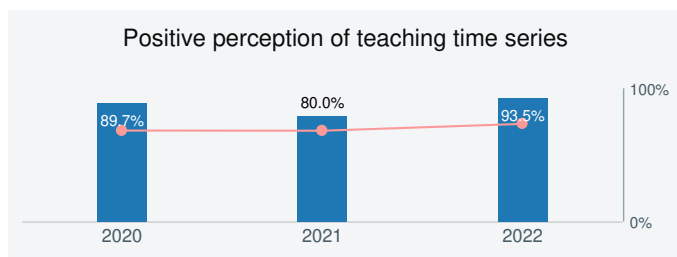
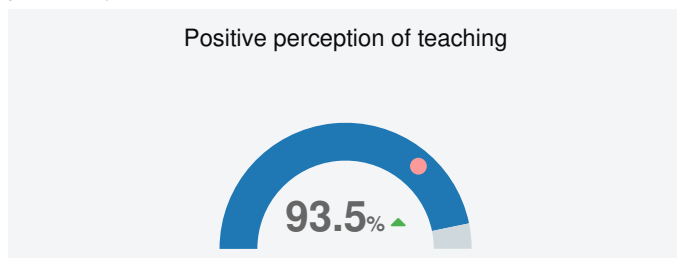
Proportion of VET students who were satisfied with training provided by Avenue Neighbourhood House At Eley Inc.

Avenue Neighbourhood House At Eley Inc. ■ 2022 ● 2022 Victorian average ▲ Higher than previous year ▼ Lower than previous year



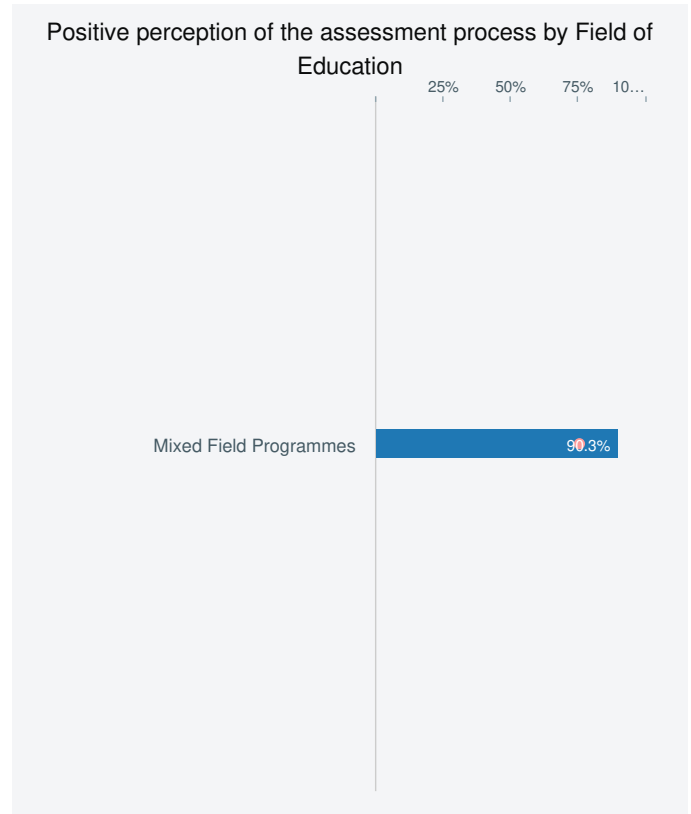
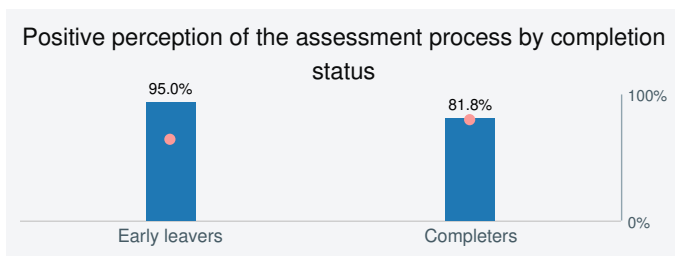
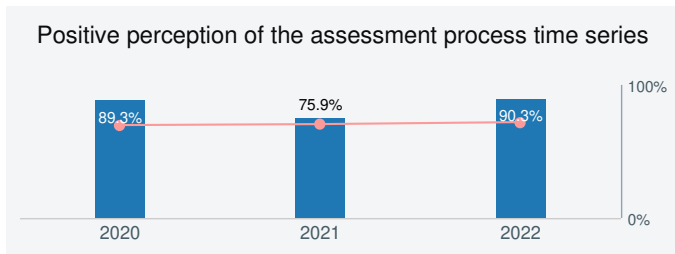
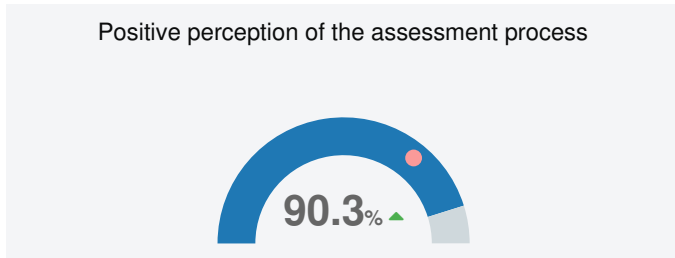
Proportion of VET students who reported a positive perception of teaching

Avenue Neighbourhood House At Eley Inc. ■ 2022 ● 2022 Victorian average ▲ Higher than previous year ▼ Lower than previous year



Proportion of VET students who reported a positive perception of the assessment process

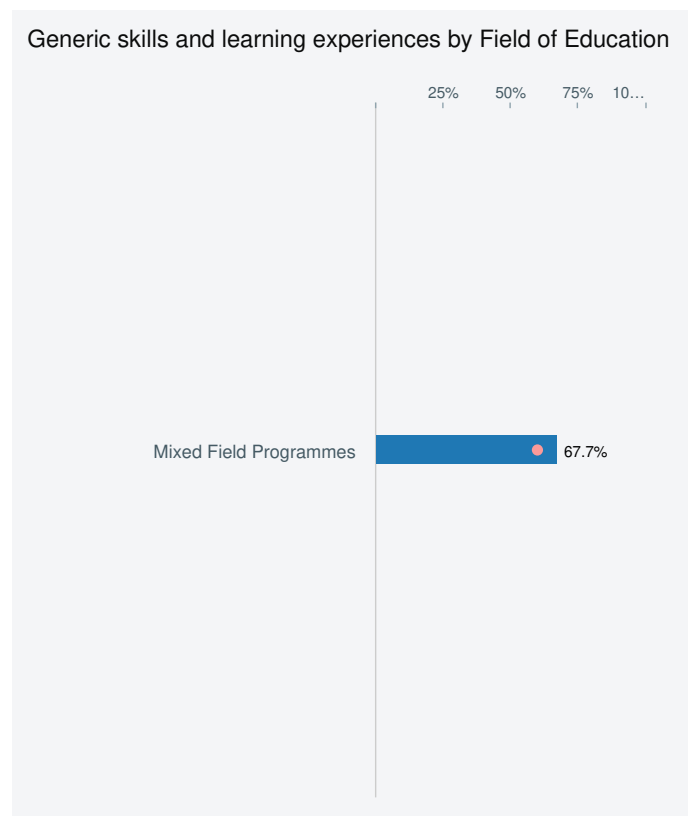
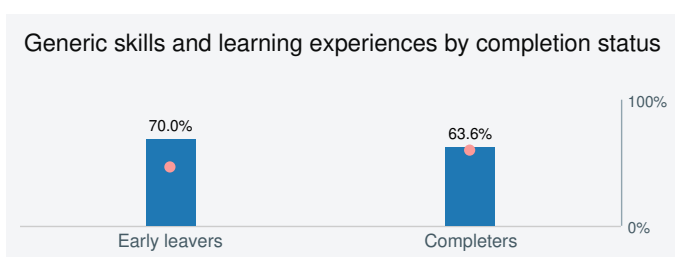
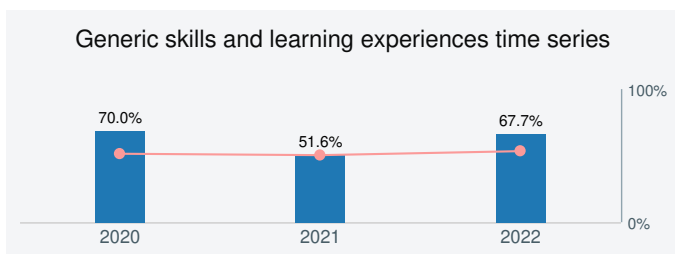

Avenue Neighbourhood House At Eley Inc. ■ 2022 ● 2022 Victorian average ▲ Higher than previous year ▼ Lower than previous year



Proportion of VET students who were satisfied with generic skills and learning experiences

The methodology used to construct this measure was changed in 2021. To allow for comparison, the historical time-series have been revised to be consistent with the 2021 methodology. Consequently, the 2020 results differ to those reported in the 2020 release of VETStat.

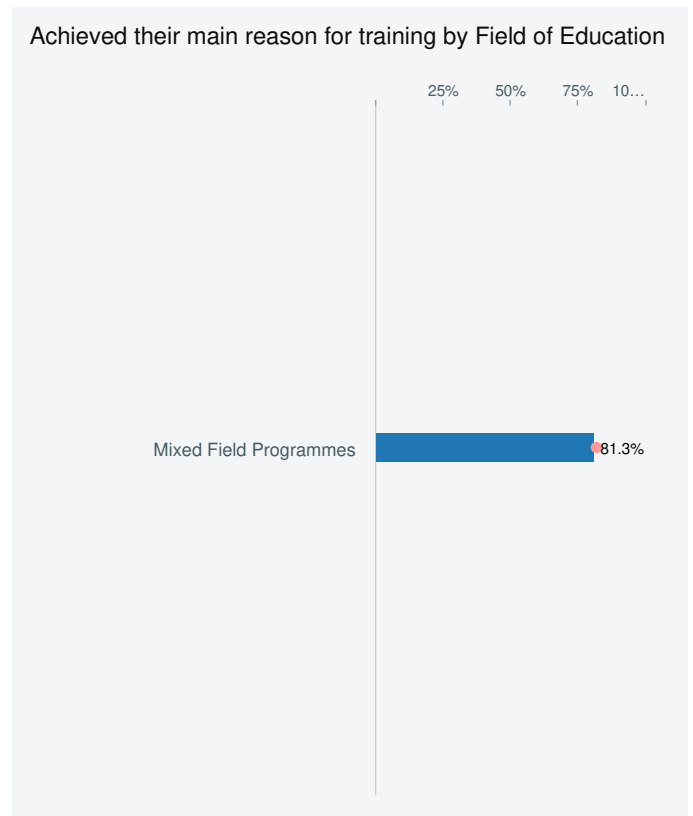
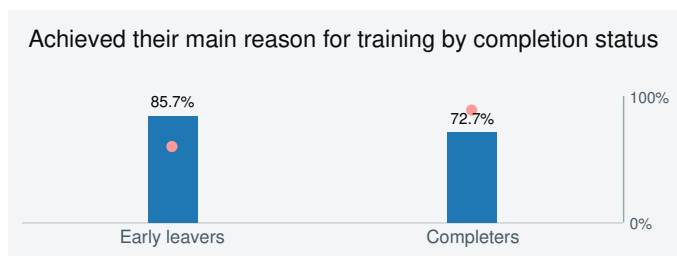
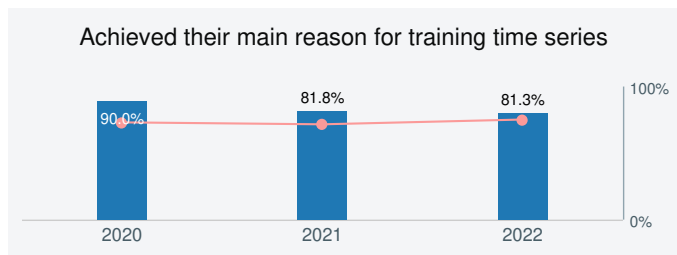
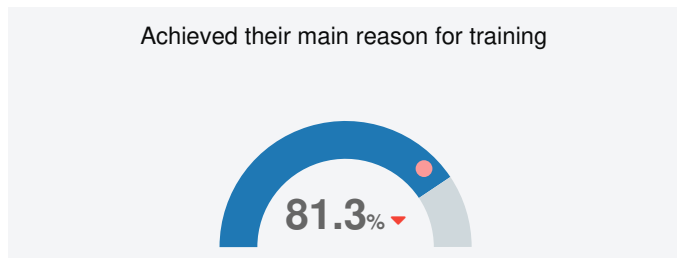
Avenue Neighbourhood House At Eley Inc. ■ 2022 ● 2022 Victorian average ▲ Higher than previous year ▼ Lower than previous year



Student outcomes

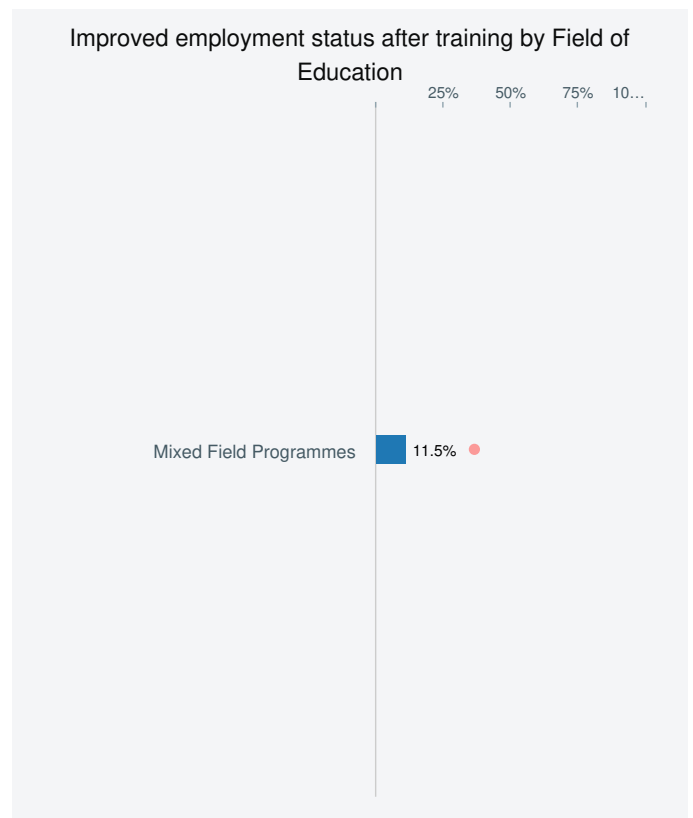
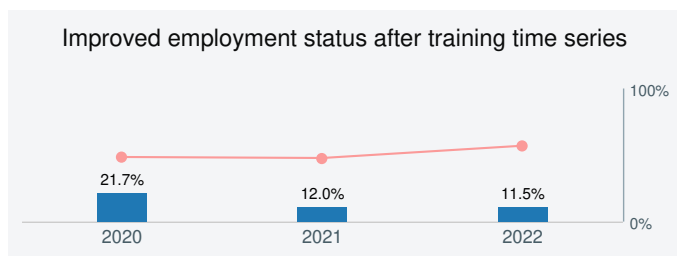
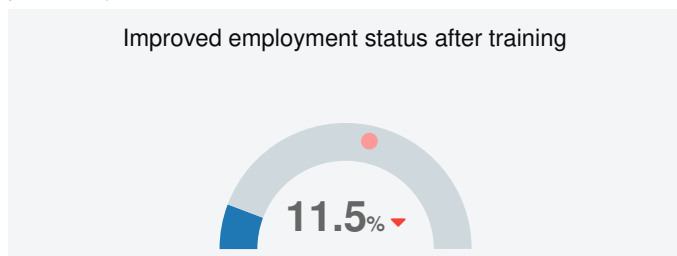
Proportion of VET students who achieved their main reason for training

Avenue Neighbourhood House At Eley Inc. ■ 2022 ● 2022 Victorian average ▲ Higher than previous year ▼ Lower than previous year



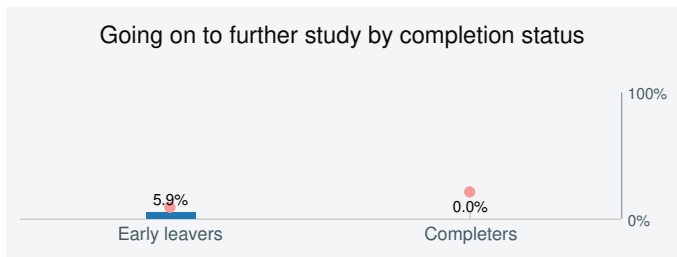
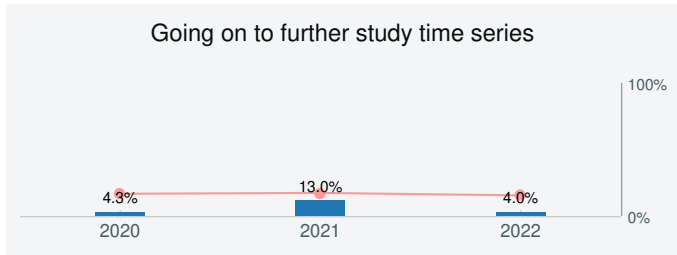
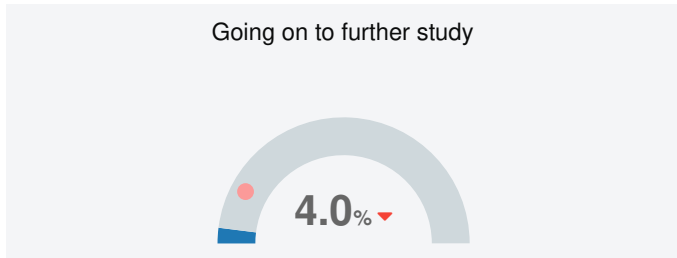
Proportion of VET students with an improved employment status after training

Avenue Neighbourhood House At Eley Inc. ■ 2022 ● 2022 Victorian average ▲ Higher than previous year ▼ Lower than previous year



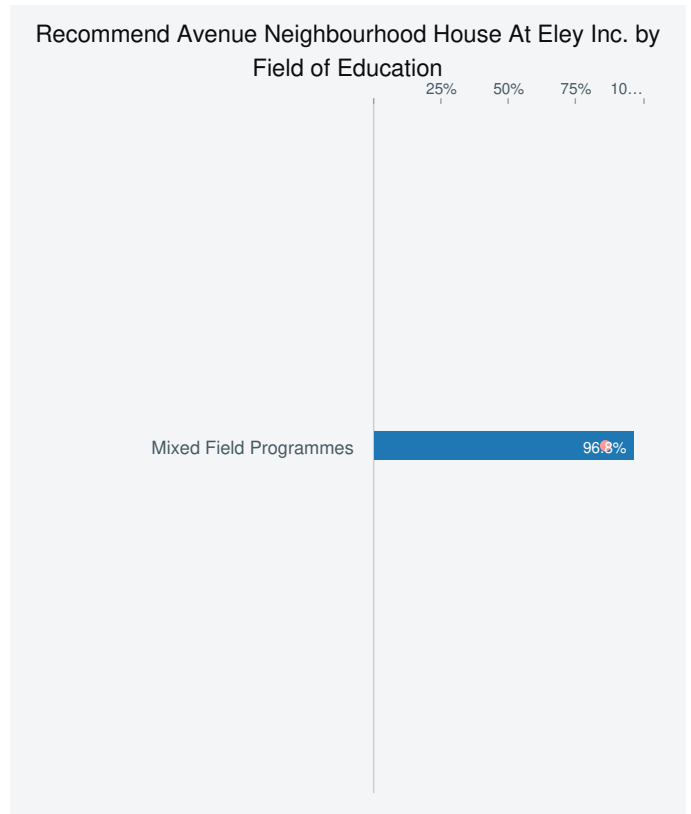
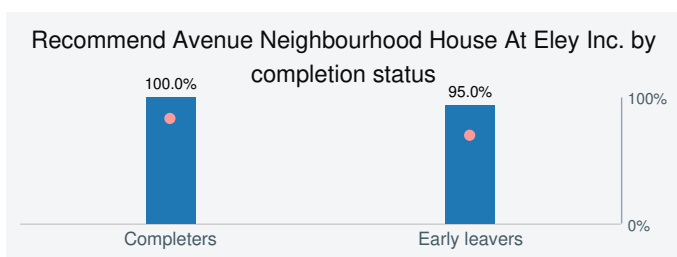
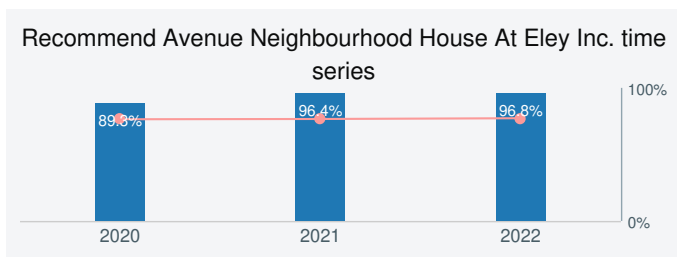
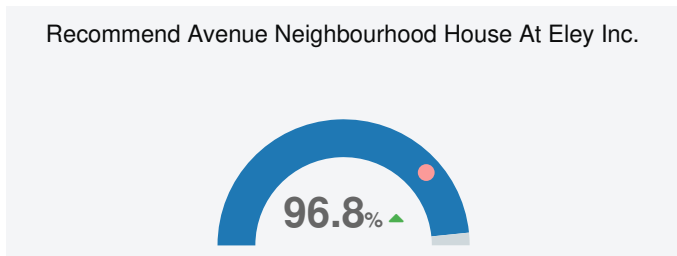
Proportion of VET students who went on to further study at a higher level than their completed training

Avenue Neighbourhood House At Eley Inc. ■ 2022 ● 2022 Victorian average ▲ Higher than previous year ▼ Lower than previous year



Proportion of VET students who would recommend Avenue Neighbourhood House At Eley Inc.

Avenue Neighbourhood House At Eley Inc. ■ 2022 ● 2022 Victorian average ▲ Higher than previous year ▼ Lower than previous year



Employer feedback

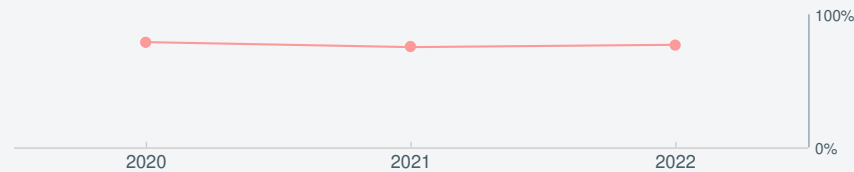
Proportion of employers who were satisfied with training provided by Avenue Neighbourhood House At Eley Inc.

Avenue Neighbourhood House At Eley Inc. ■ 2022 ● 2022 Victorian average ▲ Higher than previous year ▼ Lower than previous year

Satisfied with training provided by Avenue Neighbourhood House At Eley Inc.

Not available in 2022

Satisfied with training provided by Avenue Neighbourhood House At Eley Inc. time series



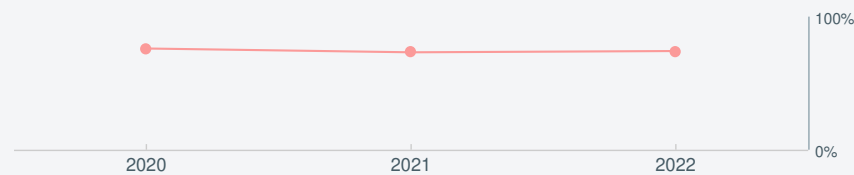
Proportion of employers who would recommend Avenue Neighbourhood House At Eley Inc.

Avenue Neighbourhood House At Eley Inc. ■ 2022 ● 2022 Victorian average ▲ Higher than previous year ▼ Lower than previous year

Would recommend Avenue Neighbourhood House At Eley Inc.

Not available in 2022

Would recommend Avenue Neighbourhood House At Eley Inc. time series



Proportion of employers who reported improvement in the technical/job specific skills of their apprentices and trainees

This measure is based on the proportion of employers who reported that they were “Highly Satisfied” or “Satisfied” that the RTO contributed to an improvement in their apprentice(s)/trainee(s)’ technical/job specific skills. The methodology used to construct this measure was changed in 2022. To allow for comparison, the historical time-series have been revised to be consistent with the 2022 methodology. Consequently, the numbers for 2021 are different to those reported previously.

Avenue Neighbourhood House At Eley Inc. ■ 2022 ● 2022 Victorian average ▲ Higher than previous year ▼ Lower than previous year

Improvement in technical/job specific skills

Not available in 2022

Improvement in technical/job specific skills time series

